



John F. Kennedy School Berlin



Welcome to the Information Evening: MSA (Mittlerer Schulabschluss)



John F. Kennedy School Berlin



Mittlerer Schulabschluss (MSA)

The “Mittlerer Schulabschluss” is a state mandated school exit exam which all students in grade 10 in a ISS or Gemeinschaftsschule are required to take.

It includes five parts with written exams in German, Math and English; an oral exam of English language proficiency; as well as a presentation in a subject chosen by the student.



Und dann? And then?

**Highschool
Diploma**

Abitur

betrieblich

schulisch

**Fach-
ober-
schule**

**gymnasiale
Oberstufe**

Berufsausbildung

Oberstufenzentrum

Mittlerer Schulabschluss (MSA)

Middle School + (7-9+10) / Mittelstufe (7-10)

Elementary School / Grundschule (EC-6)

Der Mittlere Schulabschluss (MSA)

The MSA consists of

- a) Subject grades of grade 10
- b) Exam grades



The Exams

 •Presentation (January 21 and 22)

 •German (April 30)

 •English written (May 06)

 •Math (May 13)

 • English oral (April 03 or 04)



German - written

- For all D1, D2, D3 and D4 students
- Reading comprehension
- Language competency
- German grammar
- Text discussion

Teachers will practice examples from previous years.



English - Written and Oral

The English test consists of 2 parts:

- **Written test** (listening / reading comprehension)
- **Oral test** (determining oral fluency)

Teachers will practice examples from previous years.



Math - Written

- English and German version available
- Students can take the test in preferred language

Teachers will practice examples from previous years.



Presentation Exam - Requirements

- All subjects taught in 10th grade are possible choices for the presentation **except** for German, English and Math (and this school year Informatik).
- All group members need to be enrolled in the chosen subject in 10th grade (An elective you are not enrolled in is not a possible subject.).



Presentation - Group Formation

- Group presentation.
(min. 2 - max. 4 students)

! Single exams have to be applied for in writing by the student with the parent's signature and must include a relevant reason and be approved by the administration!

- Time: 15 minutes per student
10 minutes presentation, 5 minutes colloquium
- Shared work of each team member has to be documented in the preparation and the presentation.
- Each group member is graded separately.



Topics - Fragestellungen

- Die Leitfrage soll zum **Nachdenken über ein offenes Problem** anregen und dazu auffordern, zu einem begründeten und folgerichtigen Ergebnis zu kommen. Das ist wichtig, denn die Prüfungskommission will nicht nur das Wissen bewerten, sondern auch das Können. Und das heißt in diesem Fall: das selbständige **Denken, Analysieren, Argumentieren und Bewerten bzw. Urteilen.**

The guiding question is intended to stimulate reflection on an open problem and to invite the student to, to come to a reasoned and consistent conclusion. This is important because the examination board does not only want to assess knowledge, but also ability. And in this case, this means independent thinking, analyzing, arguing and evaluating or judging.

- Die Leitfrage sollte so gestellt sein, dass mehrere Antworten möglich sind und das Pro und Contra der möglichen Antworten abgewogen werden kann, um zu einem eigenen, möglichst **differenzierten Urteil/zu einer eigenen Bewertung** zu kommen.

The guiding question should be posed in such a way that several answers are possible and the pros and cons of the possible answers can be weighed up in order to arrive at one's own judgment/assessment that is as differentiated as possible.

Topics - Fragestellungen

- Die Leitfrage sollte so gestellt sein, dass sie aus den **verschiedenen Perspektiven** unterschiedlich betrachtet und beantwortet werden kann.

The guiding question should be posed in such a way that it can be viewed and answered differently from the various perspectives.

- Die Leitfrage benennt auch, anhand **welchen Maßstabs** sie beantwortet werden soll. Ist etwas zum Beispiel gerecht (Maßstab: Gerechtigkeit), nachhaltig (Maßstab: Nachhaltigkeit), wirtschaftlich, legitim, verantwortungsvoll, technisch umsetzbar, verbraucherfreundlich, eine Verletzung der Menschenrechte, gesundheitsförderlich, realistisch, ästhetisch...?

The guiding question also specifies the scale by which it is to be answered. Is something, for example, just (standard: justice), sustainable (standard: sustainability), economic, legitimate, responsible, technically feasible, consumer-friendly, a violation of human rights, beneficial to health, realistic, aesthetic...?

In short:

- Find an interesting topic you will want to study for several weeks (months).
- Don't choose a question which can be answered by "yes" or "no".
- A helpful phrase to ask: "To what extent...."
(Deutsch: "Inwiefern....")
- The goal should be to come to your own judgement/opinion
(Deutsch: Urteil)



Next Steps:

- Find partner
- Select topic area
- Check the suitability of the topic in regards to:
 - Interest in the topic
 - Own experience that can be contributor
 - The setting of different priorities
 - available sources and literature (Wikipedia is not enough!)
 - possible breakdown into sub-aspects for team members
- Get an overview and talk to teacher
- Formulate the “Leitfrage” (guiding question)
- Start Outline
- Stay in touch with teacher for check-ins (Form 3 - consultations)



In short:

- Find an interesting topic you will want to study for several weeks (months).
- Don't choose a question which can be answered by "yes" or "no".
- A helpful phrase to ask: "To what extent...."
(Deutsch: "Inwiefern....")
- The goal should be to come to your own judgement/opinion
(Deutsch: Urteil)



Good Example

- Staatliche Rekrutierung von Kindersoldaten - Fluch oder Segen?
- Inwieweit stellt die Entwicklung der künstlichen Intelligenz im autonomen Fahren eine alternative zum heute weit verbreiteten assistierten Fahren dar?
- The development of sneakers in sports - to what extent does the structure of the sport shoe effect marathon results?
- How did discrimination against African American jazz musicians during the 20th century in America influence their music?

Bad Example

- Die ethischen Probleme eines Schwangerschaftsabbruchs.
- Was ist das Parteiprogramm der AfD?
- The history of Jazz
- Are drugs a health hazard?



Exception: Presentation in Foreign Language

French:

Pourquoi Astérix et Obélix sont-ils typiquement français ?

Spanish:

Un año de intercambio en un país hispanohablante:
motivación y expectativas sobre la familia de
acogida y la vida escolar cotidiana.



Presentation - Evaluation

Goals of the Presentation (10 min. each)

- **Appropriate use of media**
- **Structure of the main presentation**
- **Subject area competence**
- **Group cooperation**
- **Communicative competence**



Colloquium - Evaluation

Goals of the Colloquium (5 min. each)

- **Re-affirm the subject competence**
- **Show independence**
- **Subject interdisciplinary competence**
- **Give proof of the group effort**
- **Reflection of the work strategy and results**



Absences - Make-Ups

- Students absent during the presentation day due to exchange programs or other school supported programs should find a partner that is also involved within that program - if possible.
- If one member of the group should be sick on the day of the presentation, an “Attest” (doctor’s note) is required for the day and the whole group will not present.
- These students will be assigned a make-up date to hold their presentation.



Procedure - Form 1

- Each student turns in the choice of subject, language, team members, sponsoring teacher and signatures from parents by **Friday, September 19 1 pm at the latest!** (Attention French exchange!)
- If the form is **not** turned in on time, a subject and sponsoring teacher will be assigned to you.

⇒ W110 Delia Simons



MSA 2024/25

#

Please return this sheet by **Friday, September 19th, 2024 at the latest!**

Presentation Exam / Präsentationsprüfung

STEP 1: Select a subject for your oral presentation and mark the subject of your choice.

- ART MUSIC SPORT DRAMA
FRENCH LATIN SPANISH
HISTORY PB (political science) GEOGRAPHY ETHICS
BIOLOGY CHEMISTRY PHYSICS

STEP 2: Build a team. List the team members.

Team member	Class / Section a-f
1.	10 /
2.	10 /
3.	10 /
4.	10 /

STEP 3: Choose the exam language

- DEUTSCH ENGLISH other _____

STEP 4: Find a sponsoring teacher

Name of the teacher

Teacher's signature

We understand that we need to find a topic for the presentation, together as a group, and in agreement with the counselling teacher.

We will turn in the finalised form 2 by **Monday, October 07th, 2024.**

Signatures of all students in the group (1. - 4.)

Procedure - Form 2

- The chosen topic with meeting notes and signature of the sponsoring teacher is due to the sponsoring teacher by

Monday, October 07

3 pm at the latest!

- If the form isn't handed in by the due date, a topic will be assigned to you by the Department head.

⇒ Sponsoring teacher

→ Department Head

=> Prüfungsvorsitzender



MSA 2024/25

(ein Exemplar pro Gruppe / one copy per group)

#

Formblatt für die Formulierung der Leitfrage für die Präsentationsprüfung
Form for the topic (Leitfrage) for the presentation exam

Fach / Subject: _____

	Name, Vorname Last Name, First Name	Klasse Class/Section	Unterschrift Signature
A			
B			
C			
D			

Leitfrage / Topic:

DUE DATE: Wednesday, October 07th 2023

Unterschrift der Prüflinge / Signature of all students in the exam:

Betreuende Lehrkraft // Mentoring Teacher:

Name : _____

Datum, Unterschrift: _____

Please submit (latest 08th of October) to the Department Head.

Die Leitfrage ist genehmigt // The topic is approved.

Die Leitfrage ist nicht genehmigt und muss überarbeitet werden. // The topic is not approved and has to be revised.

Datum und Unterschrift der Fach(bereichs)leitung // Date and signature of the Department Head:

/



Presentation Exam - Procedure in January

- Approximately 7 days before the exam, the students will receive the exam plan with the other examiners of the committee.
- The outline will be sent to “msa-2025@jfksberlin.org” and to all committee members one week before the exam.
- One day before the exam, there will be the opportunity for a “tech-check” in the exam room.
- On the day of the exam, the students bring a print out (one copy) of the powerpoint slides (two slides per page) and the protocol of the consultations.
- The results will be given together with the report card of the first semester.



Form 3 - Day of Presentation

- Document at least 3 meetings with the sponsoring teacher
- Document tasks to be done until the next meeting
- Have the form signed by the teacher and all the group members

Beratungsprotokoll für die Präsentationsprüfung des MSA
 Counseling Protocol for the Presentation Exam of the MSA
 (one per group / ein Exemplar pro Prüfungsgruppe)

Thema / Topic:

Prüfungsgruppe / Exam Group:

	Name, Vorname Last Name, First Name	Unterschriften Signatures	Klasse
A			
B			
C			
D			

Mindestens zwei Beratungstermine / Minimum two counseling appointments:

Inhaltliche Aspekte des Beratungsgesprächs / Content of the meeting	
1. Termin / First Meeting	
Datum / Date:	
→ zu erledigen / to do:	
Unterschrift Lehrkraft Signature Teacher	
2. Termin / Second Meeting	
Datum / Date:	
→ zu erledigen / to do:	
Unterschrift Lehrkraft Signature Teacher	
<i>weitere Termine bei Bedarf / Additional meetings if needed</i>	
Datum / Date:	

Form 4 - Prior to Presentation

- Send written outline (one per group) to the examining board members **AND** the email address msa-2025@jfksberlin.org
- Document will **ONLY** be accepted as a PDF.
- Remember that the layout of the document makes a first impression.

Written Outline for Presentation Exam

MSA 2024/25

Name: 1. Class:
2. Class:
3. Class:
4. Class:

Exam Subject:

Topic / Lead Question:

If applicable, with a picture for visual improvement

Examining Board:

Sponsoring teacher:

Other members of the examining board:

Form 4 - Prior to Presentation

- Bibliography needs to document which team member used the sources.
- Make sure all (web-) sources are still up to date.
- Mark the contributions of the group members in the outline
- Sign the document, scan (or scan signature and fill in the document) and send.

1. Bibliography

Indication of the used references: Books, articles, web sites or other materials.

- *Name, First Name: Title, Publisher, year of publication, if applicable page*
- *Precise description of internet address with date of referring to the website*

Please mark the sources used by the different group members by using different colors.

2. Outline of the Presentation

Approx. 1 DIN-A 4 page

Overall, on one hand the "common thread" of the whole presentation ought to become visible, on the other the outline should also clearly indicate show which parts of the presentation are covered by which member of the group.

Please mark the contributions of the different group members by using different colors.

3. Declaration of autonomy

*We hereby affirm, that the submitted outline as well as the presentation about the topic
" ... "*

*was created independently and that no other than the stated resources were used.
Those passages of the presentation which, according to wording, spirit or purpose were
reclaimed from other works or the internet are indicated by specification of the
respective reference.*

Location, Date

Signatures of Students

New “Friends”?

The logo for LIVEPERSON, featuring an orange gear icon to the left of the word "LIVEPERSON" in a sans-serif font.The logo for adΣxt, with "ad" in black, a red Greek letter sigma (Σ) in the middle, and "xt" in black.

Hat der Prüfling Teile oder auch die gesamte Prüfungsleistung nicht selbständig erbracht hat, verstößt er gegen den prüfungsrechtlichen Grundsatz der eigenständigen Leistungserbringung und damit auch gegen die althergebrachten Grundsätze der Chancengleichheit und der Gleichbehandlung aller Prüflinge und begeht demzufolge eine Täuschungshandlung. Diese wird unter Berücksichtigung des Grundsatzes der Verhältnismäßigkeit je nach Schwere und Umfang der Verfehlung und unter Berücksichtigung des Reifegrades des Schülers abgestuft sanktioniert (z. B. gemäß § 37 VO-GO) - in der Regel (als mildestes Mittel) mindestens mit einer Vergabe von 0 Punkten

The logo for Brizy, featuring a blue square icon with a white geometric pattern to the left of the word "Brizy" in a bold, sans-serif font.The logo for Divi AI, with "Divi" in blue and "AI" in light blue, set against a dark blue background.

aus: Empfehlungen für den Umgang mit KI-Anwendungen am Beispiel von ChatGPT.
Senatsverwaltung für Bildung, Jugend und Familie (Hrsg.), 2. Fassung April 2024.



All necessary information and forms are available on the JFKS website.

www.jfks.de/students



Calendar Contact Library **Students**

JFKS-Search

Elementary School | High School | Student Support Services | Fine Arts | Sports | Parents & Alumni

Home > Students

STUDENTS

See menu for more general options or click below for grade level specific information.

- Grade 7
- Grade 8
- Grade 9
- Grade 10**

- General information 9/10
- 10th grade MSA
- 10th grade Open Campus and Permission Slip

Privacy & Co

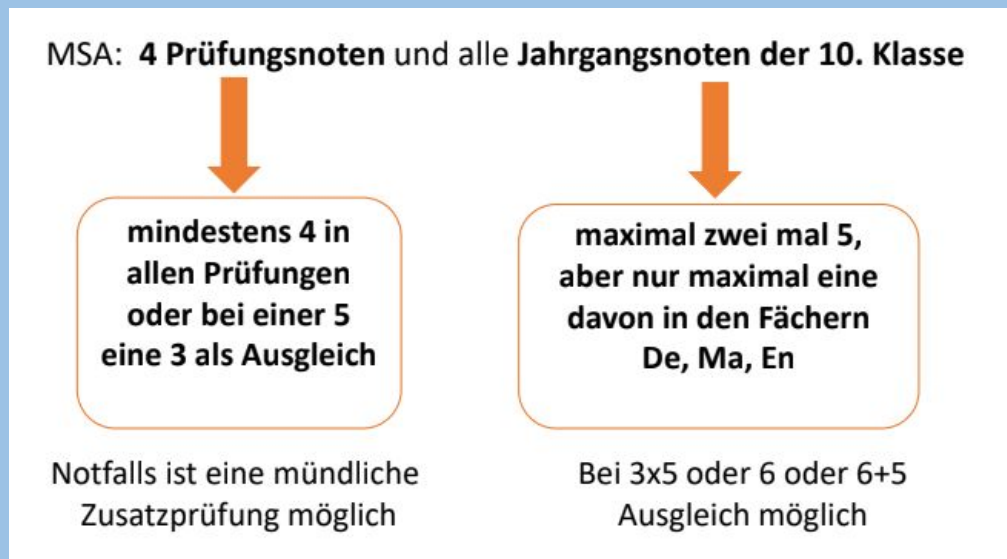
Promotion

Students will be promoted to grade 11 if they pass:

a) the 10th grade (promotion regulations)

AND

b) the exam parts of the MSA






John F. Kennedy School Berlin



**Further questions?
Contact**

delia.simons@jfksberlin.org




- **Start looking for partners**
- **Contact sponsoring teachers**
- **Look for interesting subjects**



&



have fun preparing!



John F. Kennedy School Berlin



FRAGEN?

QUESTIONS?