



John F. Kennedy School Berlin



Welcome to the MSA Information Evening: MSA (Mittlerer Schulabschluss)



John F. Kennedy School Berlin



Mittlerer Schulabschluss (MSA)

The “Mittlerer Schulabschluss” is a state-mandated, school exit exam which all students in grade 10 in an ISS or a Gemeinschaftsschule are required to take.

It includes five parts: written exams in German, Math and English; one oral exam of English language proficiency; as well as one presentation in a subject chosen by the student.



Und dann? And then?

**Highschool
Diploma**

Abitur

betrieblich

schulisch

**Fach-
ober-
schule**

**gymnasiale
Oberstufe**

Berufsausbildung

Oberstufenzentrum

Mittlerer Schulabschluss (MSA)

Middle School + (7-9+10) / Mittelstufe (7-10)

Elementary School / Grundschule (EC-6)

Der Mittlere Schulabschluss (MSA)

The MSA is considered passed when

- a) a student passes grade 10 (subject grades)
- b) and the MSA exams.



The Exams in 2026



• Presentation

(January 20 and 21)



• English oral

(March 26)



• German

(April 21)



• English written

(May 5)



• Math

(April 29)



German - Written Exam (180 min)

For all D1, D2, D3 and D4 students

- Reading comprehension
- Language competency
- German grammar
- Text discussion

Teachers will practice examples from previous years.



English - Written (150 min) and Oral (partner exam, in total up 12 min)

The English test consists of 2 parts:

- Written Exam (listening / reading comprehension)
- Oral Exam (determining oral fluency)

Teachers will practice examples from previous years.



Math - Written Exam (130 min)

- English and German versions available
⇒ Students can take the test in preferred language

Teachers will practice examples from previous years.

Important when going into the Diploma Program:

Students need to earn a 1 or 2 in their Math-10 course and a 1 or 2 on the MSA-Math exam if they want to take AP Calculus AB during 11th grade.

Please note that a 1 or 2 is not an indicator that they are well-prepared for AP Calc in 11th grade. But a 3 is a strong indicator that they are not prepared.



Presentation Exam - Requirements

- All subjects taught in 10th grade are possible choices for the presentation **except** for German, English and Math (incl. Computer Science (Informatik)).
- All group members need to be enrolled in the chosen subject in 10th grade (An elective a student is not enrolled in can not be a MSA exam subject.).



Presentation - Group Presentation

- Group presentation.
(min. 2 - max. 4 students)

! Single exams have to be applied for in writing by the student with the parent's signature. The application must include a relevant reason and has to be approved by the administration!

- Overall the exam takes around 15 minutes per student.
(10 minutes presentation, 5 minutes discussion and questions)
- Shared work of each team member has to be documented in the preparation and the presentation.
- Each group member is graded separately.



Topics - Leitfragen

- The guiding question should **encourage reflection on an open-ended problem** and prompt candidates to arrive at a well-founded and logical conclusion. This is important because the examination board wants to assess not only knowledge but also skills. In this case, that means independent **thinking, analysis, argumentation, and evaluation or judgment**.

Die Leitfrage soll zum **Nachdenken über ein offenes Problem** anregen und dazu auffordern, zu einem begründeten und folgerichtigen Ergebnis zu kommen. Das ist wichtig, denn die Prüfungskommission will nicht nur das Wissen bewerten, sondern auch das Können. Und das heißt in diesem Fall: das selbständige **Denken, Analysieren, Argumentieren und Bewerten bzw. Urteilen**.

- The guiding question should be phrased in such a way that several answers are possible and that the pros and cons of the possible answers can be weighed up in order to arrive at **one's own, preferably differentiated judgment/assessment**.

Die Leitfrage sollte so gestellt sein, dass mehrere Antworten möglich sind und das Pro und Contra der möglichen Antworten abgewogen werden kann, um zu einem eigenen, möglichst **differenzierten Urteil/zu einer eigenen Bewertung** zu kommen.

Topics - Leitfragen

- The guiding question should also be phrased in such a way that it can be viewed and answered differently from **different perspectives**.

Die Leitfrage sollte auch so gestellt sein, dass sie aus **verschiedenen Perspektiven** unterschiedlich betrachtet und beantwortet werden kann.

- The guiding question also specifies **the criteria** by which it should be answered. For example, is something fair (criterion: fairness), sustainable (criterion: sustainability), economical, legitimate, responsible, technically feasible, consumer-friendly, ... health-promoting, realistic, aesthetic...?

Die Leitfrage benennt ebenso, anhand **welchen Maßstabs** sie beantwortet werden soll. Ist etwas zum Beispiel gerecht (Maßstab: Gerechtigkeit), nachhaltig (Maßstab: Nachhaltigkeit), wirtschaftlich, legitim, verantwortungsvoll, technisch umsetzbar, verbraucherfreundlich, ..., gesundheitsfördernd, realistisch, ästhetisch...?

In short:

- Find an interesting topic you want to study and do research on for several weeks (months).
- Don't choose a question which can be simply answered by "yes" or "no".
- A helpful phrase for the final topic could start with "To what extent.... " (Deutsch: "Inwiefern....") or a combination of different viewpoints/perspectives "Dietary supplements – a blessing or a curse for our health?"
- The goal should be to come to your own judgement/ opinion.
(Deutsch: Urteilsbildung am Ende der Präsentation)

Good Example

- Rekrutierung von Kindersoldaten - (K)ein Weg zur Demokratie in Myanmar?
- Inwieweit stellt die Entwicklung der künstlichen Intelligenz im autonomen Fahren eine alternative zum heute weit verbreiteten assistierten Fahren dar?
- The development of sneakers in sports - to what extent does the structure of the sport shoe effect marathon results?
- How did discrimination against African American jazz musicians during the 20th century in America influence their music?

Bad Example

- Die ethischen Probleme eines Schwangerschaftsabbruchs.
- Was ist das Parteiprogramm der AfD?
- The history of Jazz
- Are drugs a health hazard?

Next Steps:

- Find group.
- Select the subject for your presentation.
- Check the suitability of the topic in regards to:
 - Interest in the topic.
 - Own experience that can be contributor.
 - The setting of different priorities.
 - Available sources and literature (Wikipedia is not enough!).
 - Possible breakdowns into sub-aspects for team members.
- Get an overview and AFTERWARDS talk to teachers. ⇒ Form 1: September 17, 2025
- Formulate the guiding question (Leitfrage).

- Come up with an outline.
Form 2: October 7, 2025

- Organize at least two consultation meeting with your sponsoring teacher



Presentation - Evaluation

Goals of the Presentation (10 min. each)

- Appropriate use of media
- Structure of the main presentation
- Subject area competencies
- Group cooperation
- Communicative competence



Colloquium - Evaluation

Goals of the Colloquium (5 min. each)

- Re-affirm the subject competence
- Show independence
- Subject interdisciplinary competence
- Give proof of the group effort
- Reflection of the work strategy and results
- **Justification for / against the use of AI tools:**
(If AI was used, which tools were used and when were you used in the course of the work process and for what purpose? How was the information obtained with the help of AI checked for consistency and accuracy?...)



Absence on the Exam Day - Make-up

- Students absent during the presentation day due to exchange programs or other school supported programs (incl. LOA) should find a partner that is also involved within that program. The school will set a date (before/after the program).
- If one member of the group should be sick on the day of the presentation, a doctor's note issued on the day of the exam is mandatory. It must include the wording: "unable to take the exam due to medical reasons". The whole group will not present and the school will provide a make-up date.



Form 1

- Each student turns in the choice of subject, language, team members, name and signature of the sponsoring teacher and the parents by

September 17, 2025, by 1 pm to Frau Krueger (W115)

- If the submission deadline is not met, a subject and a sponsoring teacher will be assigned by the school.



MSA 2025 / 26

#

1. Formblatt

DUE: Tuesday, September 17, 2025 to Frau Krueger (W115)

Präsentationsprüfung / Presentation Exam

STEP 1: Wähle und kreuze das Fach für die Präsentationsprüfung an. / Select and mark the subject for your presentation exam.

ART ☐ MUSIC ☐ SPORT ☐ DRAMA ☐
FRENCH ☐ LATIN ☐ SPANISH ☐ ETHICS ☐
BIOLOGY ☐ CHEMISTRY ☐ PHYSICS ☐ HISTORY ☐
PB (political science) ☐ GEOGRAPHY ☐ MACROECONOMICS ☐
COMPUTER SCIENCE ☐ JOURNALISM ☐

STEP 2: Bilde eine Gruppe. Nenne die Namen der Gruppenmitglieder. / Build a team. List the team members.

Name of all Team members	Class Sections
1.	
2.	
3.	
4.	

STEP 3: Wähle die Präsentationssprache. / Choose the exam language.

DEUTSCH ☐ ENGLISH ☐ other _____

STEP 4: Gib die prüfende Lehrkraft an. / Name the sponsoring teacher (examiner).

Name of the teacher

Teacher's signature


Wir haben verstanden, dass wir gemeinsam als Gruppe eine Leitfrage für die Präsentationsprüfung, in Absprache mit der prüfenden Lehrkraft, formulieren müssen. **Wir werden die fertige Leitfrage (2. Formblatt) bis Dienstag, den 7. Oktober 2025 bei der prüfenden Lehrkraft einreichen.** /

We understand that we need to formulate a topic for the presentation, together as a group, and in agreement with the sponsoring teacher. **We will turn in the finalised topic (Form 2) by Tuesday, October 7, 2025, to the examiner.**

Signatures of ALL group members (1. - 4.)

Form 2

- The group turns in the final topic and signature of the sponsoring teacher by
October 07, 2025 by 1 pm to the sponsoring teacher
- If the submission deadline is not met, a topic will be assigned to the group by the school.

 MSA 2025 / 26 (ein Exemplar pro Gruppe / one copy per group)		#	
2. Formblatt <i>DUE: latest Tuesday, October 07, 2025 to examiner</i>			
Leitfrage der Präsentationsprüfung / Topic (Leading Question) of the presentation exam			
Fach / Subject: <input type="text"/>			
	Name, Vorname Last Name, First Name	Klasse Class Section	Unterschrift Signature
A			
B			
C			
D			
Leitfrage/Topic: <input type="text"/> <input type="text"/> <input type="text"/>			
Überarbeitete Leitfrage / Revise topic: <input type="text"/> <input type="text"/> <input type="text"/>			
<hr/>			
Betreuende Lehrkraft / Mentoring Teacher:			
Name (Blockschrift / Bold letters): <input type="text"/>			
Datum, Unterschrift / Date, Signature: <input type="text"/>			
Teachers, please submit latest October 9, 2025 to the Department Head.			
<hr/>			
<input type="checkbox"/> Die Leitfrage ist genehmigt / The topic is approved.			
Datum und Unterschrift der Fachleitung / Date and signature of the Department Head: <input type="text"/>			


Presentation Exam - Procedure in January

- Approximately 10 days before the exam, the students will receive the exam schedule including times, rooms and names of the other exam board members .
- One week prior to the exams day the written outline (PDF format ONLY) has be sent to “msa-2026@jfkbsberlin.org” and to all committee members.
- One day before the exam, there will be the opportunity for a “tech-check” in the respective exam room. (Sign-up link will be send to the students via email.)
- On the day of the exam, the students are required to bring one print out (One copy ONLY) of the powerpoint slides (two slides per page) and the signed Form 3 (protocol of the consultation meetings).
- The exam results will be distributed together with the report card at the end of the first semester.




Form 3 - Counselling Protocol

- Documentation of at least two meetings with the sponsoring teacher.
- Documentation of tasks to be done until the next meeting.
- A signature of the sponsoring teachers and ALL group members is required.

 JOHN F. KENNEDY SCHULE BERLIN		MSA 2025 /26		#
Beratungsprotokoll für die Präsentationsprüfung des MSA Counseling Protocol for the Presentation Exam of the MSA (ein Exemplar pro Prüfungsgruppe/ one protocol per group)				
Thema / Topic:				
Prüfungsgruppe / Exam Group:				
	Name, Vorname Last Name, First Name	Unterschriften Signatures	Klasse	
A				
B				
C				
D				
Mindestens zwei Beratungstermine / Minimum two counseling appointments:				
Inhaltliche Aspekte des Beratungsgesprächs / Content of the meeting				
1. Termin / First Meeting				
Datum / Date:				
→ zu erledigen / to do:				
Unterschrift Lehrkraft Signature Teacher				
2. Termin / Second Meeting				
Datum / Date:				
→ zu erledigen / to do:				
Unterschrift Lehrkraft Signature Teacher				
weitere Termine bei Bedarf / Additional meetings if needed				
Datum / Date:				

The Written Outline

- Send the written outline (one per group) as a PDF document ONLY to the examining board members **AND** the email address msa-2026@jfksberlin.org
- The formal and linguistic guidelines must be strictly followed.
- Remember: The layout of the written outline gives your first impression.

JOHN F. KENNEDY SCHULE BERLIN
EST. 1960

|

#

Written Outline for Presentation Exam
MSA 2025 / 26

Name:	1.	Class:
	2.	Class:
	3.	Class:
	4.	Class:

Exam Subject:

Topic / Lead Question:

Picture with reference to the topic

Examining Board:

Sponsoring teacher: 1. _____

Other members of the examining board:

2. _____

3. _____

The Written Outline

Bibliography:

- All sources used (books, articles, websites or other materials) must be indicated according to the requirements.
- Sources used by different group members must be marked in different colors.

Outline:

- Mark the contributions of the group members in the outline.

Declaration of Autonomy:

- Sign the document before scanning and sending it.

1. Bibliography

All sources* used (books, articles, web sites or other materials) must be indicated as follows:

- Books: Name, First Name: Title, Publisher, year of publication, page

Example: *Moore, M. Stupid White Men. London: Penguin. 2001, p58*

- Internet sites: Precise description of internet address with date of referring to the website

Example: *UN Millennium Development Goals. <http://www.un.org/millenniumgoals/> 13 Mar 2004*

- Please mark the sources used by the different group members by using different colors.

**References may be given in font size 8 and with line spacing 1.0.*

2. Outline of the Presentation

Approx. one DIN-A4 page

Overall, on one hand the “common thread” of the whole presentation ought to become visible, on the other the outline should also clearly indicate which parts of the presentation are covered by which member of the group.

Please mark the contributions of the different group members by using different colors.

3. Declaration of autonomy

We hereby affirm, that the submitted outline as well as the presentation about the topic

” ... “

was created independently and that no other than the stated resources were used.

Those passages of the presentation which, according to wording, spirit or purpose were reclaimed from other works or the internet are indicated by specification of the respective reference.

Location, Date

Signatures of Students



Using AI



Extract of the Senat specifications:

If the student **has not completed** parts or even the entire examination **independently**, he or she **violates the examination law principle of independent performance** and thus also violates the traditional principles of equal opportunity and equal treatment of all examinees and therefore commits **an act of deception**. This is sanctioned in accordance with the principle of proportionality, depending on the severity and extent of the misconduct and taking into account the maturity of the student (e.g., in accordance with § 37 VO-GO) – as a rule [...] you receive at least **0 points**.

Hat der Prüfling Teile oder auch die gesamte Prüfungsleistung **nicht selbständig** erbracht hat, **verstößt** er gegen den prüfungsrechtlichen **Grundsatz der eigenständigen Leistungserbringung** und damit auch gegen die althergebrachten Grundsätze der Chancengleichheit und der Gleichbehandlung aller Prüflinge und begeht demzufolge eine **Täuschungshandlung**. Diese wird unter Berücksichtigung des Grundsatzes der Verhältnismäßigkeit je nach Schwere und Umfang der Verfehlung und unter Berücksichtigung des Reifegrades des Schülers abgestuft sanktioniert (z. gemäß § 37 VO-GO) - in der Regel [...] mindestens mit einer **Vergabe von 0 Punkten**.

aus: Empfehlungen für den Umgang mit KI-Anwendungen am Beispiel von ChatGPT.
Senatsverwaltung für Bildung, Jugend und Familie (Hrsg.), 2. Fassung April 2024.



All important information
and forms are
available on the
JFKS website.

www.jfks.de/students



Calendar Contact Library **Students**

JFKS-Search

Elementary School | High School | Student Support Services | Fine Arts | Sports | Parents & Alumni

ie > Students

UDENTS

See menu for more general options or click below for grade level specific information.

Grade 7

Grade 8

Grade 9

Grade 10

- General information 9/10
- 10th grade MSA
- 10th grade Open Campus and Permission Slip

Privacy & Co



Promotion to 11th grade

Students will be promoted if :

a) they pass the 10th grade
(promotion regulations)

AND

b) they pass the MSA exam parts

MSA: 4 Prüfungsnoten und alle Jahrgangsnoten der 10. Klasse

mindestens 4 in
allen Prüfungen
oder bei einer 5
eine 3 als Ausgleich

Notfalls ist eine mündliche
Zusatzprüfung möglich

maximal zwei mal 5,
aber nur maximal eine
davon in den Fächern
De, Ma, En

Bei 3x5 oder 6 oder 6+5
Ausgleich möglich

Important when going into the Diploma Program:

Students need to earn a 1 or 2 in their Math-10 course and a 1 or 2 on the MSA-Math exam if they want to take AP Calculus AB during 11th grade.

Please note that a 1 or 2 is not an indicator that they are well-prepared for AP Calc in 11th grade. But a 3 is a strong indicator that they are not prepared.



John F. Kennedy School Berlin




**Further questions?
Contact**

pkrueger@jfksberlin.org



- **Start looking for partners**
- **Contact sponsoring teachers**
- **Look for interesting subjects**





John F. Kennedy School Berlin



FRAGEN?

QUESTIONS?